



ENG
BANK

April 2021

Disclaimer

THE SLIDES USED IN THIS PRESENTATION ARE STRICTLY CONFIDENTIAL AND HAVE BEEN PREPARED EXCLUSIVELY TO SUPPORT RELATED ORAL DISCUSSIONS.
THE INFORMATION CONTAINED IN THIS PRESENTATION IS BEING FURNISHED TO YOU SOLELY FOR YOUR INFORMATION AND MAY NOT BE REPRODUCED OR REDISTRIBUTED TO ANY OTHER PERSON.

This presentation is based on information provided by BNG Bank N.V. (the “Company”) and other publicly available information as indicated herein. The information contained in this presentation does not constitute or form part of any offer for sale or subscription of or solicitation or invitation of any offer to buy or subscribe for any securities in the United States or any other jurisdiction nor shall it or any part of it form the basis of or be relied on in connection with any contract or commitment whatsoever. Any decision to invest in or acquire securities of the Company must be based wholly on the information contained in an offering document or prospectus (the “Offering Document”) issued or to be issued by the Company in connection with any such offer and not on the contents hereof and this presentation should not be considered as a recommendation by the Company that any recipient of this presentation should subscribe for or purchase any Securities in any jurisdiction in which such offer, sale or invitation is not authorized or to any person to whom it is unlawful to make such an offer, sale or invitation. This presentation does not contain all relevant information relating to the Company or its securities, particularly with respect to the risks and special considerations involved with an investment in the securities of the Company, and is qualified in its entirety by reference to the detailed information which will appear in the Offering Document.

No securities of the Company have been or will be registered under the US Securities Act of 1933, as amended (the “Securities Act”). Accordingly, any securities of the Company will only be issued in the United States pursuant to an exemption from or in a transaction not subject to the registration requirements of the Securities Act.

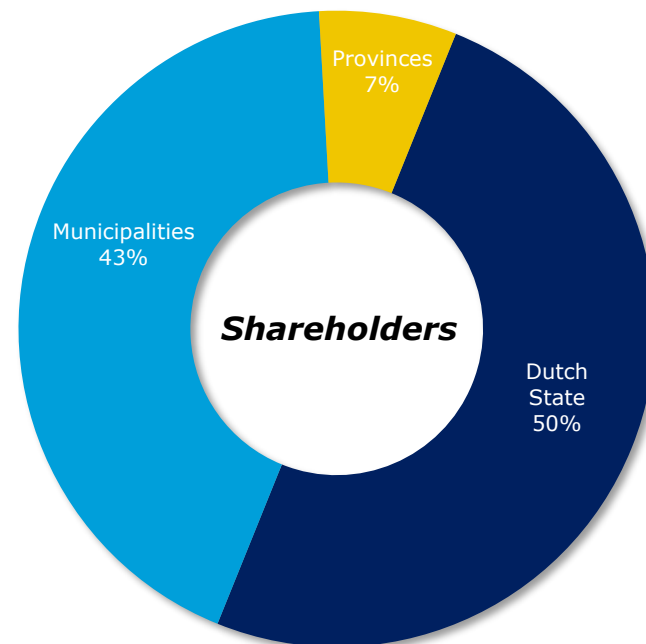
This presentation contains “forward-looking statements” (as defined in the U.S. Private Securities Litigation Reform Act of 1995) regarding the intent, belief or current expectations of the Company’s management with respect to its financial condition and future results of operations. You can identify forward-looking statements by discussions of strategy, plans or intentions. These statements reflect the Company’s current views with respect to future events and by their nature are subject to risks, uncertainties and assumptions because they relate to events and depend on circumstances that may or may not occur in the future. Should one or more of these risks or uncertainties materialize, or should underlying assumptions prove incorrect, the actual results of the Company may vary materially from those expressed in or implied by the forward-looking statements contained or deemed to be contained herein. Given these risks and uncertainties, you are cautioned not to place undue reliance on forward-looking statements, which speak only as of the date of this presentation. For a discussion of some of the important factors that could cause the Company’s results to differ from those expressed in or implied by the forward-looking statements contained herein, please refer to the Offering Document that will be delivered in connection with any securities offering. The Company disclaims any obligation to update, or to announce publicly any revision to, any of the forward-looking statements contained in this presentation.

Table of Content

• Key Facts	4
• Dutch Public Sector	5
• Market Share and Financial Data	6
• Short Term Funding	7
• Long Term Funding Strategy	8
• Sustainability	10
• Summary	15
• Contact Information	16
• Appendices	17

Everything we do revolves around making social impact.
Instead of maximising profits, our priority is to maximise the social impact of our activities

- Promotional lender, founded by (local) government in 1914.
- Ownership is restricted to Dutch public authorities, with registered shares only.
- Lending restricted to local authorities and public sector institutions in the Netherlands and the E.U. (art. 2.3 Articles of Association)
- BNG Bonds are High Quality Liquid Assets (HQLA) level 1, under the EU Delegated Act - 2014
- Dutch Central Bank has designated BNG as a bank of national systemic importance - 2015
- Road to Impact strategy: to measure and report on our impact, BNG Bank will use 4 SDG's: 3, 4, 7 and 11



Aaa
Moody's

AAA
S&P

AAA
Fitch

Municipalities

Credit quality:
similar to the State of the Netherlands
Municipal Act /
Financial Relationship Act
0% BIS risk-weighted
by Dutch Central Bank

Healthcare

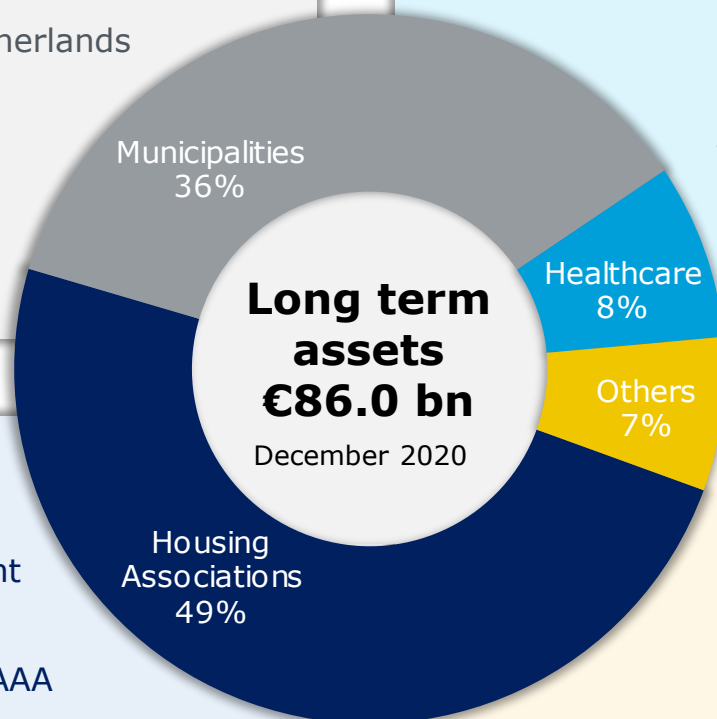
Hospitals, elderly homes
Guarantee fund "WFZ": AAA
Back stop by the Dutch State:
irrevocable/irreversible/unlimited
0% BIS risk-weighted
by Dutch Central Bank

Housing Associations

Social housing: subsidizing rent
'Housing Act 2015 '
Guarantee fund "WSW": Aaa/AAA
Back stop by the Dutch State:
irrevocable/irreversible/unlimited
0% BIS risk-weighted by Dutch Central Bank

Others

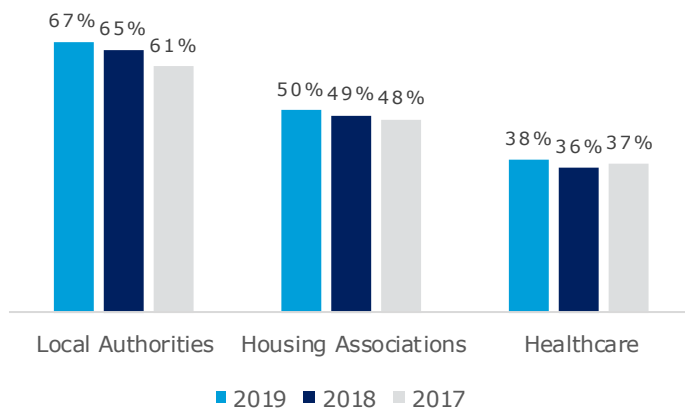
Education sector
Universities & colleges
Public utilities, network
companies, waste
management
Infrastructure and renewable energy projects



	2020	2019	2018	2017
Total Assets (€ bn)	160.4	149.7	137.5	140.0
Leverage Ratio	3.5%	3.6%	3.8%	3.5%
TIER 1 Ratio	39.4%	38.2%	38.2%	36.6%
Profit (€ mn) <i>before tax</i>	332	227	459	536
Net Profit (€ mn) <i>after tax</i>	221	163	337	393
Net Interest Margin	0.30%	0.29%	0.32%	0.31%
Cost to Income Ratio	20.1%	16.0%	13.2%	11.3%
Return on Equity	5.2%	3.6%	8.5%	10.8%
Dividend Pay Out Ratio *	50.0%	50.0%	50.0%	37.5%

* Not before 30 September 2021 and is
subject to any further ECB recommendation

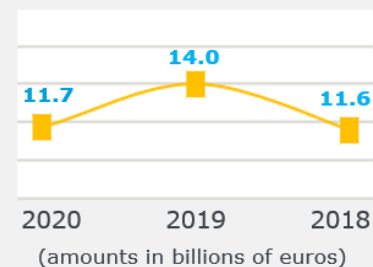
BNG Bank's Market Share of **total outstanding**
loans to Dutch public sector



Credit volume



€ 11.7
billion





Euro Commercial Paper program EUR 20bn, in all major currencies

- Ratings A-1+/P-1/F1+
- STEP Label
- Dealers BoAML, Barclays, Citi, NatWest, UBS
- Minimum ticket size EUR 10mn equivalent



US Commercial Paper program USD 15bn

- Ratings A-1+/P-1
- Dealers Barclays, Goldman, JPMorgan
- Minimum ticket size USD 10mn



Deposits from 1 to 12 months, in all major currencies

- Minimum size EUR 10mn equivalent

Financing
instruments

Funding Strategy



Long term market funding requirement

- 2021 : EUR 14 bn (f)



Strategic funding

- maintenance of a benchmark yield curve in EUR and USD
- regular issuance of liquid transactions (size >1bn)



Sustainability Bonds

- Dutch Municipalities
- Dutch Social Housing Associations



Public deals

- Regular presence in public markets
- AUD, CAD, GBP, NOK, NZD and SEK



Private placements

- MTN format and Loan format
- Plain vanilla

Long Term Funding 2021

(as per April 1, 2021)



€ 2.6 bn

Total Issuance

4

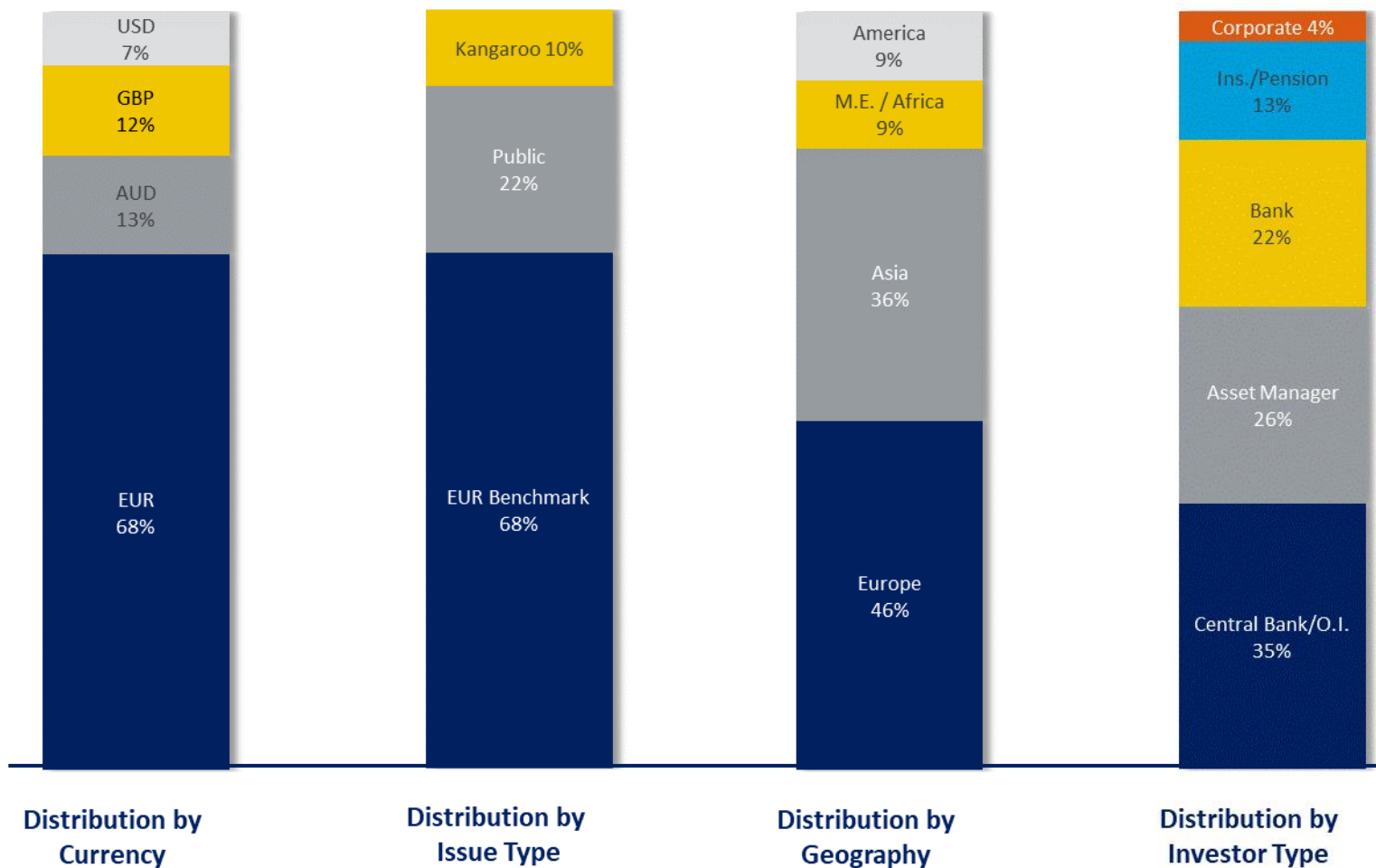
Currencies

10.4 years

Weighted Average Maturity

26

Transactions



- The criteria for BNG Bank's Sustainability Bonds for Dutch Municipalities and Social Housing Associations are defined in BNG Bank's Sustainability Frameworks
- Existing frameworks are based on a best-in-class methodology developed by the Sustainability Centre of the Tilburg University (TSC-Telos), with an SPO from Sustainalytics
- The most recent BNG Bank Sustainability Framework for Dutch Municipalities 2021 is based on SDG-linked municipal expenses, categorized using COFOG codes as developed by the OECD and published by the United Nations Statistical Division. The SPO is provided by ISS-ESG
- The proceeds of BNG Bank's sustainability bonds are earmarked and allocated to the loans provided to Dutch municipalities and social housing associations
- The data used for the annual impact reporting by TSC-Telos comes from official public sources
- BNG Bank's Sustainability Bonds are listed on the Luxembourg Green Exchange
- Since 2014 BNG Bank has issued more than EUR 9bn in sustainable format across various currencies

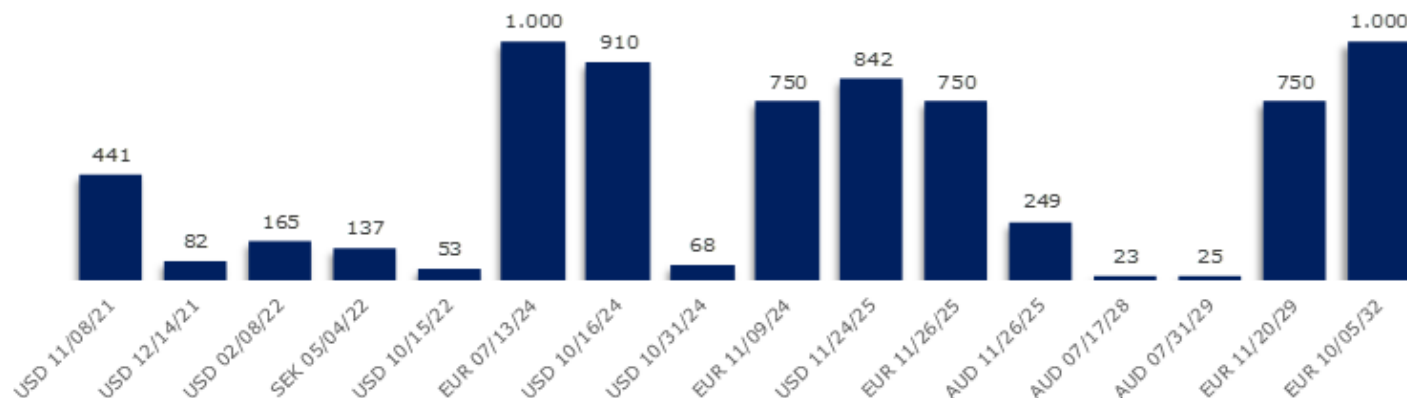


BNG Bank awarded a C+ 'Prime' sustainability rating by ISS Oekom Research AG



BNG Bank awarded a 'Advanced' sustainability rating by Vigeo Eiris

Outstanding BNG Bank Sustainability bonds in EUR millions





- BNG Bank is of and for the Dutch public sector. Instead of maximizing profits, our priority is to maximise the social impact of our activities



- Among responsible investors there is a strong desire to obtain more and better insights into the impact of their investments in relation to the realization of the Sustainable Development Goals

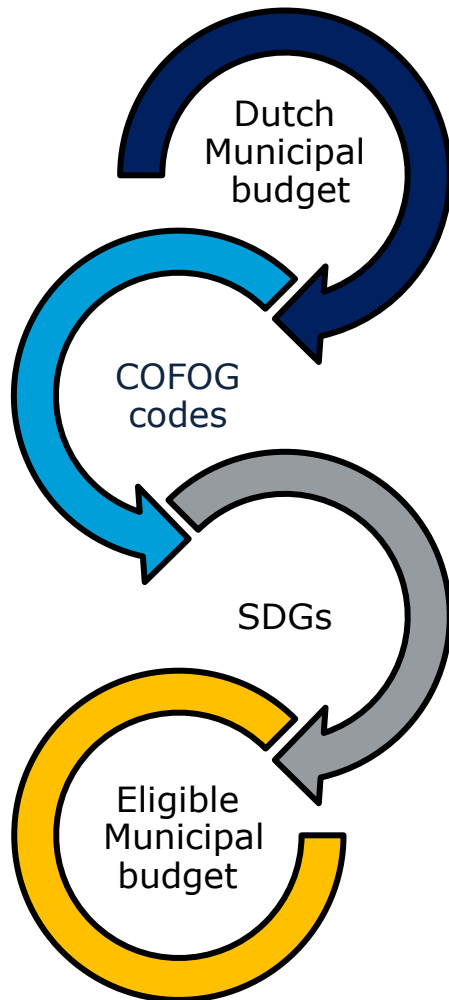


- These changing needs among investors and BNG's desire to broaden the eligible Use of Proceeds to include SDG-linked expenditures of all municipalities (and thus shareholders) to better align with the PPP vision, caused BNG to review its previous framework



- The current "best-in-class" methodology is supplemented by a new methodology:

This approach creates a clearer connection between the BNG loans and the SDG-linked expenditures at a municipal level, thus addressing investor needs while also expanding the Use of Proceeds











BNG Bank finances the total budget of 352 municipalities in the Netherlands

Developed by the OECD, the Classification of the Functions of Government (COFOG) classifies government expenditure data. The COFOG codes classify expenditure data using the purpose for which the funds are used

BNG Bank developed a methodology in which the 53 municipal tasks have been linked to the 17 Sustainable Development Goals ("SDGs") and the underlying 169 sub-targets


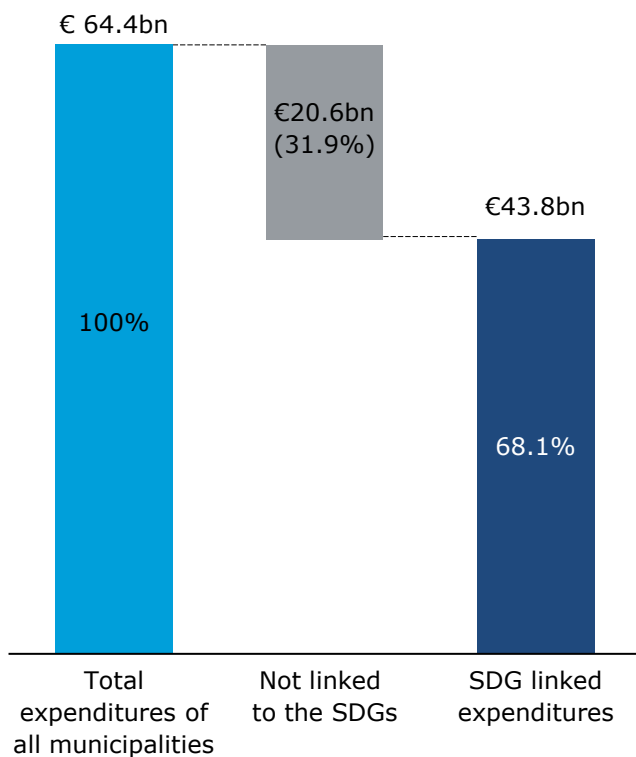
This approach has made it possible to make a distinction between the SDG linked and non-SDG linked part of the overall Dutch municipal budget.
Making all SDG-linked expenditures of all municipalities eligible

SBP or GBP UoP category	Eligible COFOG tasks	SDG alignment
Access to essential services	1.1 Crisis management and fire brigade 1.2 Public order and safety 4.1 Public primary education 4.2 Educational housing 4.3 Education policy and student affairs 5.2 Sports accommodations 5.4 Museums 5.5 Cultural heritage 6.72 Customized services 18- 7.1 Public health 8.1 Spatial planning	
Socioeconomic advancement	0.2 Civil affairs 6.1 Cooperation and citizen participation 6.2 Neighborhood teams 6.3 Income Plans 6.6 Customized facilities (WMO) 6.71 Customized services 18+ 6.81 Escalated care 18+ 6.82 Escalated care 18-	
Employment generation	3.1 Economic development 3.3 Business counter and business schemes 3.4 Economic promotion 6.4 Guided participation 6.5 Labor participation	
Clean transportation	2.5 Public transport	
Green buildings	0.3 Management of other buildings and grounds 3.2 Physical business infrastructure 8.3 Living and building	
Environmentally sustainable management of living natural resources and land use	5.7 Public green areas and (outdoor) recreation 7.4 Environmental management	
Pollution prevention and control	7.3 Waste	
Sustainable water and wastewater management	7.2 Sewerage	

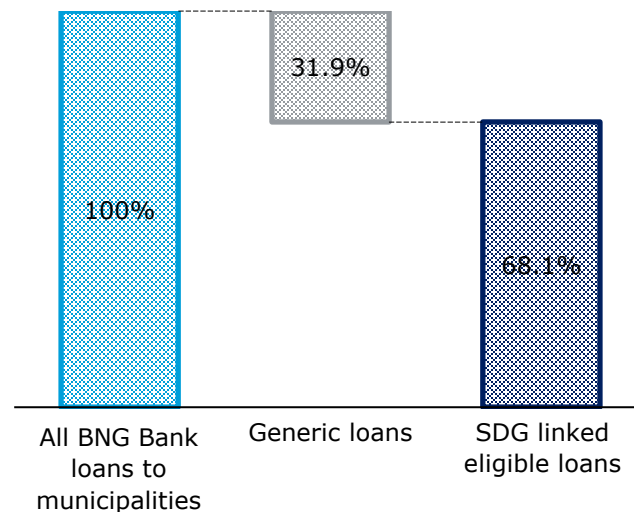
Selection of Eligible Expenditures



Budgeted expenditures
for all Dutch municipalities (2020)



Distribution of all BNG lending
to Dutch municipalities





Dutch Promotional Bank

- 100% Dutch Government owned
- Driven by social impact
- Reliable, safe and financially sound bank
- Social engagement
- Strong funding position on the international money and capital markets
- **Standard & Poor's** (July 2020)

"Leading lender to Dutch public authorities, supporting better asset quality than that of commercial banks"

"Very strong capitalization"

"Almost certain likelihood of extraordinary government support"

Aaa
Moody's

AAA
S&P

AAA
Fitch

Capital Markets

- Public Issuance
- Investor Relations

Tel. : +31 70 3081 730

E-mail : capital.markets@bngbank.nl

Money Markets

- Commercial Paper
- Short Term Deposits

Bloomberg Dealing: BNGM

Tel. : +31 70 3081 760

E-mail : moneymarkets@bngbank.nl

Appendix 1

Road to Impact

To measure, increase and report on our impact, BNG Bank will use 4 Social Development Goals

11 SUSTAINABLE CITIES AND COMMUNITIES



Contribution to affordable and better social provisions

- BNG Bank is a market leader with over EUR 40bn long term loans outstanding to housing associations
- Rietveld in Alphen aan de Rijn is a unique residential service center for people with dementia

3 GOOD HEALTH AND WELL-BEING



Improving sustainability of hospitals and other health care facilities

- BNG Bank has over EUR 7,6bn long term loans outstanding to hospitals and other health care facilities
- BNG Bank was co-financer of the Princess Maxima Center for pediatric oncology

4 QUALITY EDUCATION



Improving sustainability of schools and other educational buildings

- BNG Bank contributes to affordable and high-quality school buildings
- Deltion College, a regional training center (ROC) in Zwolle, provides senior secondary vocational education (MBO) for almost 14,000 young people and adults

7 AFFORDABLE AND CLEAN ENERGY

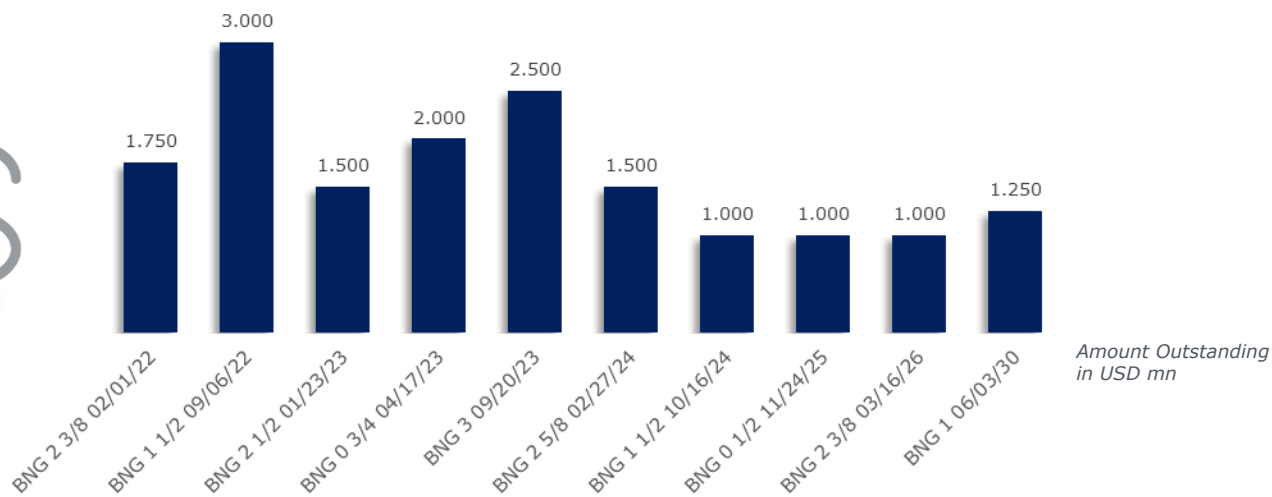
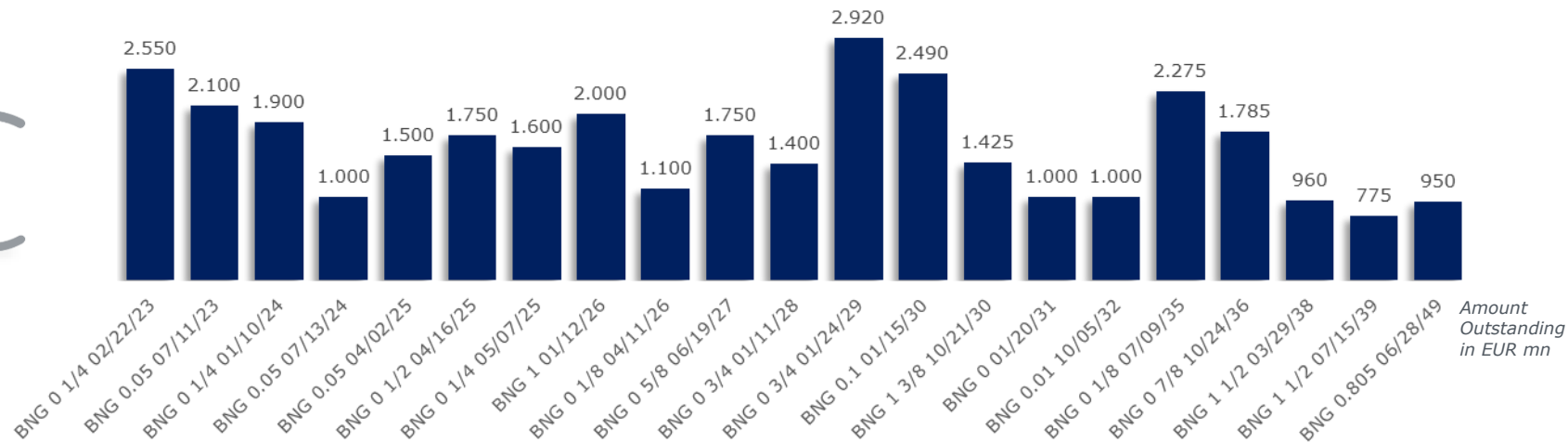


Contribution to energy savings and more energy efficiency

- BNG Bank contributes to energy savings and more energy efficiency
- A new sustainable sport facility in the municipality of Hilvarenbeek boasts both a swimming pool and a sports hall

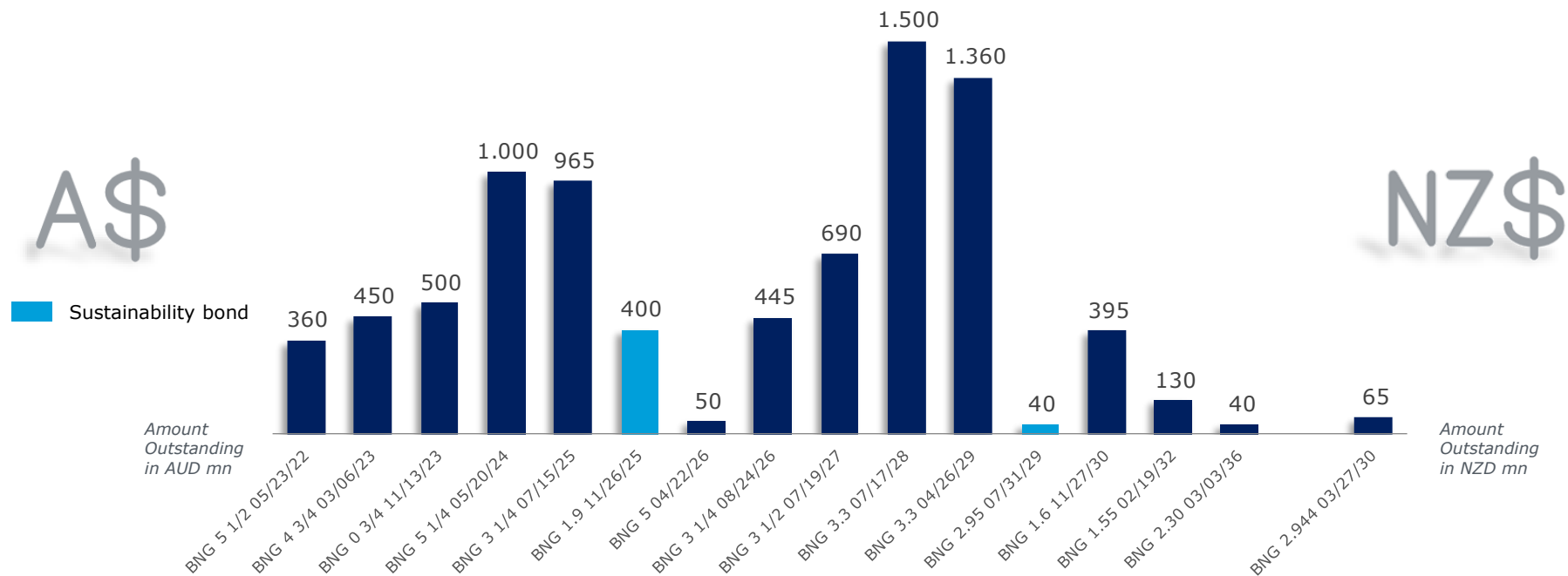
Appendix 2

Benchmark Curves



Appendix 3 Kangaroo AUD - Kauri NZD issuance

Program size AUD 10 bn



Appendix 4

Historical Overview Funding

	2020	2019	2018	2017	2016
Amount (EUR bn)	15.1	17.5	18.1	17.2	18.1
- EUR	61.5%	46.7%	51.3%	36.2%	36.2%
- USD	27.0%	42.5%	35.5%	53.9%	46.5%
- GBP	6.4%	4.0%	6.6%	6.9%	5.7%
- JPY / CHF	0.0%	0.0%	0.0%	0.0%	0.2%
- AUD / NZD / CAD / HKD	4.2%	6.7%	5.5%	2.7%	1.8%
- NOK / SEK	0.9%	0.1%	0.3%	0.3%	0.3%
- Other	0.0%	0.0%	0.0%	0.0%	0.4%
Number of transactions	85	112	102	65	57
Weighted average maturity (years)	7.5	7.5	7.2	5.6	6.3
Distribution:					
- Europe / ME / Africa	66%	59%	59%	63%	63%
- Asia / Australia / New Zealand	23%	22%	22%	23%	23%
- Americas	11%	19%	19%	14%	14%
- Central Banks / Official Institutions	42%	34%	34%	43%	42%
- Asset Managers	18%	24%	24%	22%	22%
- Insurance / Pension Funds	8%	16%	16%	7%	12%
- Banks / Bank Treasuries / Corporates / Other	32%	24%	24%	28%	24%

Appendix 5 Budget Overview Dutch Municipalities

Percentage SDG-related budget expenditures	2017	2018	2019	2020	2021
Total eligible	66.4	66.6	67.2	67.5	68.1
Very small municipalities	63.7	64.1	64.2	63.9	65.2
Small municipalities	67.2	67.1	67.7	68.3	69.1
Medium size municipalities	67.1	66.4	67.6	67.9	69.2
Large municipalities	68.0	67.4	68.1	69.1	69.5
Growth municipalities	63.6	63.2	63.7	64.3	65.6
Shrinking municipalities	71.7	70.5	69.8	70.1	71.0
New towns	64.6	63.2	64.0	64.4	64.9
Historic municipalities	65.8	66.8	66.1	65.5	66.5
Residential municipalities	65.4	66.8	66.4	64.9	66.9
Work municipalities	67.5	67.3	68.4	69.4	70.1
Agricultural municipalities	67.3	67.1	68.0	68.4	69.3
Green municipalities	65.1	64.2	64.5	65.1	66.9
Centre municipalities	68.8	67.9	68.6	69.8	70.5
Touristic municipalities	65.9	66.3	66.0	66.5	67.5
Former industrial municipalities	68.4	69.1	68.7	69.4	69.7
Total (EUR bn)	38.0	38.9	40.4	42.4	43.8

Source: Telos